

2nd Quarter 2015

PT. Resource Alam Indonesia Tbk (“Resource Alam” or “the Company”) is an Indonesian coal mining company. Resource Alam focuses on the production and sales of thermal coal through its wholly owned subsidiary PT. Insani Bara Perkasa (“IBP”). IBP holds and operates a 24,477 hectare, 3rd Generation Coal Contract of Work (CCOW) concession in East Kalimantan.

Share Price Data:
 (As of 30 June 2015)

IDX : **KKGI**
 Bloomberg : **KKGI.IJ**
 Reuters : **KKGI.JK**

Price:
Rp 800

52 Weeks Hi/Lo:
Rp 1,550/Rp 770

Market Capitalization:
Rp800billion /
US\$ 60million

Rp/US\$ (June 30th):
Rp13,332

Board of Commissioners:

- **Hendro Martowardojo**
President Commissioner
- **Swandono Adijanto**
Commissioner
- **Ge Luiyanto Yamin**
Commissioner
- **Andrew J. Wilson**
Commissioner
- **Suria M. Tjahaja**
Commissioner

Board of Directors:

- **Pintarso Adijanto**
President Director
- **Bambang Prijonohadi**
Director
- **Chamilus Salimbo**
Director
- **Agoes Soegiarto**
Director
- **Wimpy Salim**
Director
- **Winanto**
Director

For information contact:

Agoes Soegiarto
 Director, Investor Relations
 Email :
investor.relations@raintbk.com
 Phone : (6221) 633 3036
 Fax : (6221) 6333802
 Visit us
 at www.raintbk.com

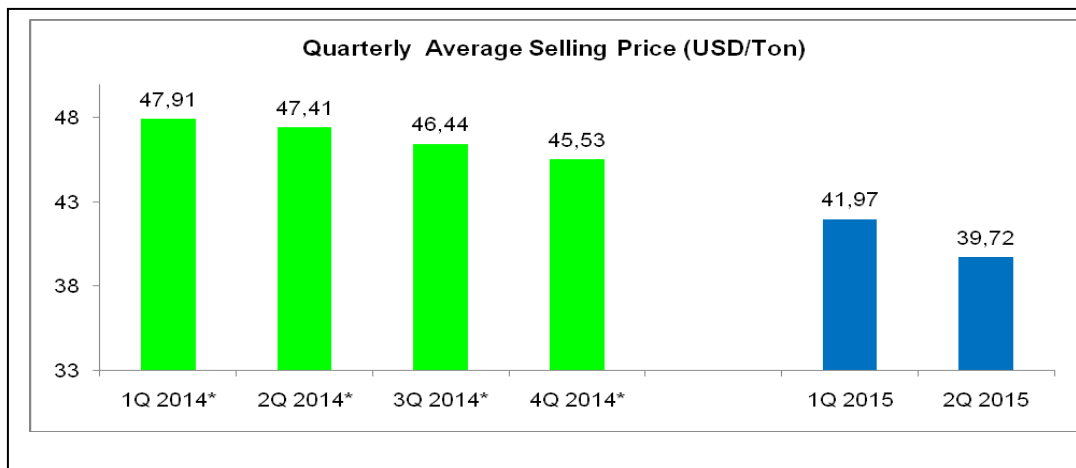
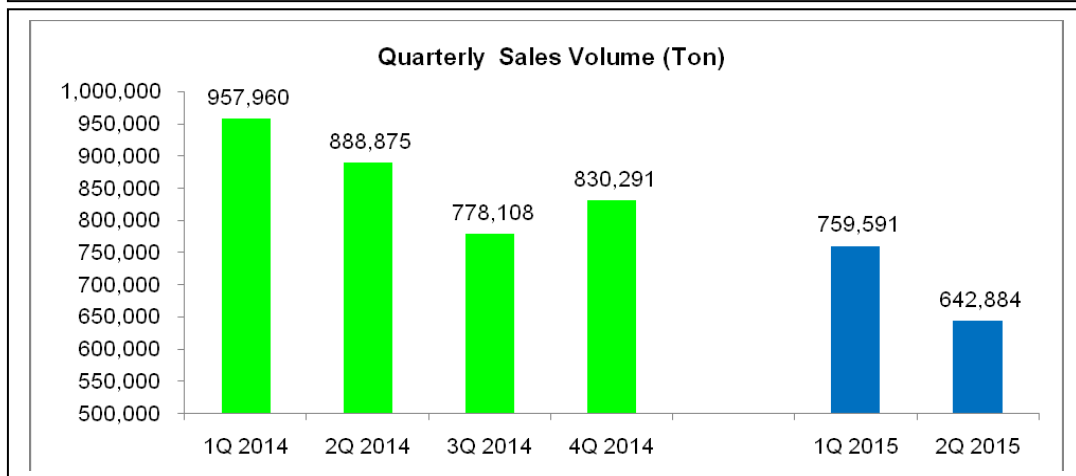
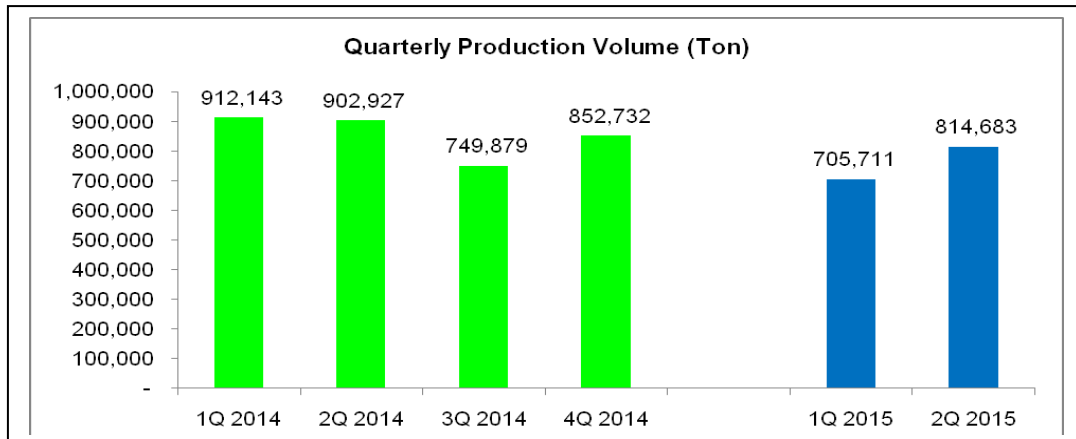
A. FINANCIAL HIGHLIGHTS

| Financial | 2Q2014 USD MM | 2Q2015 USD MM | Change (%) | 6M2014 USD MM | 6M2015 USD MM | Change (%) |
|------------------------|--------------------------|--------------------------|------------|------------------|------------------|------------|
| Revenue | 36.10 | 24.36 | -32.52 | 76.16 | 54.19 | -28.85 |
| Gross Profit | 6.84 | 6.24 | -8.77 | 13.65 | 12.99 | -4.84 |
| Operating Profit | 2.94 | 1.91 | -35.03 | 9.61 | 4.64 | -39.06 |
| Net Profit After Tax | 1.99 | 1.85 | -7.04 | 6.58 | 3.27 | -50.30 |
| Total Asset | | | | 106.05 | 97.11 | -8.43 |
| Total Liability | | | | 25.77 | 22.40 | -38.45 |
| Equity | | | | 80.28 | 74.71 | -6.94 |
| Debt ¹ | | | | 1.15 | 0.78 | -32.17 |
| | | | | | | |
| RATIOS | 2Q2014 USD MM | 2Q2015 USD MM | | 6M2014 | 6M2015 | |
| Gross Margin | 18.9% | 25.6% | | 17.9% | 23.9% | |
| Operating Margin | 8.1% | 7.8% | | 12.6% | 8.6% | |
| NPAT Margin | 5.5% | 7.6% | | 8.6% | 6.0% | |
| Return On Asset (ROA) | | | | 12.4% | 6.7% | |
| Return On Equity (ROE) | | | | 16.4% | 8.8% | |
| Debt to Equity | | | | 1.4% | 1.0% | |

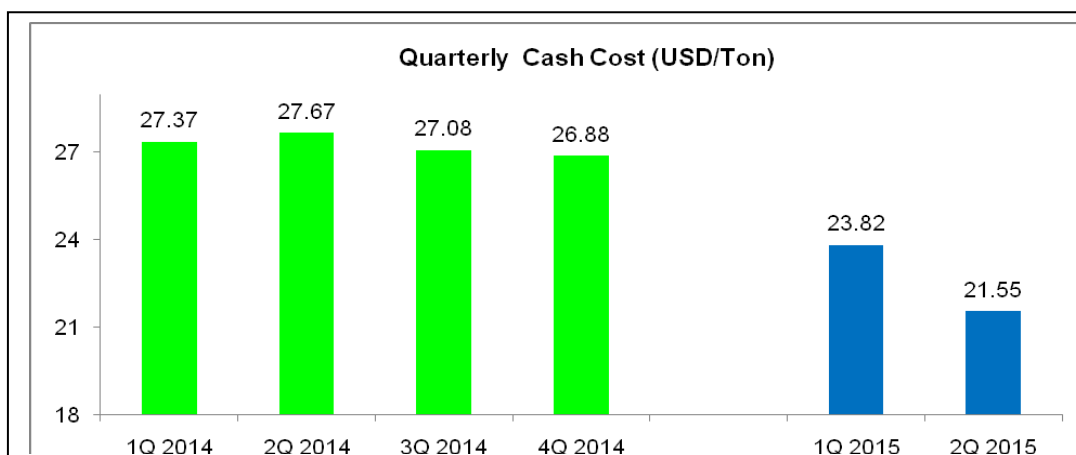
Exchange rate USD/IDR: 30/06/2014 = 11,969; 30/06/2015 = 13,332;

¹Interest bearing liabilities only (e.g: vehicle leasing, etc.)

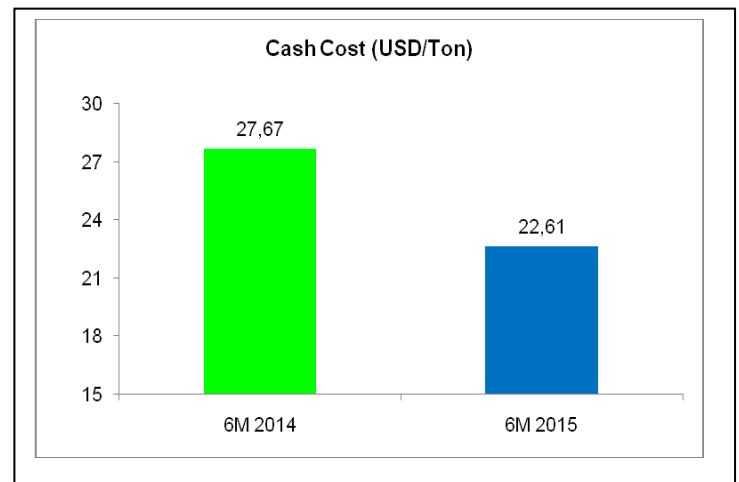
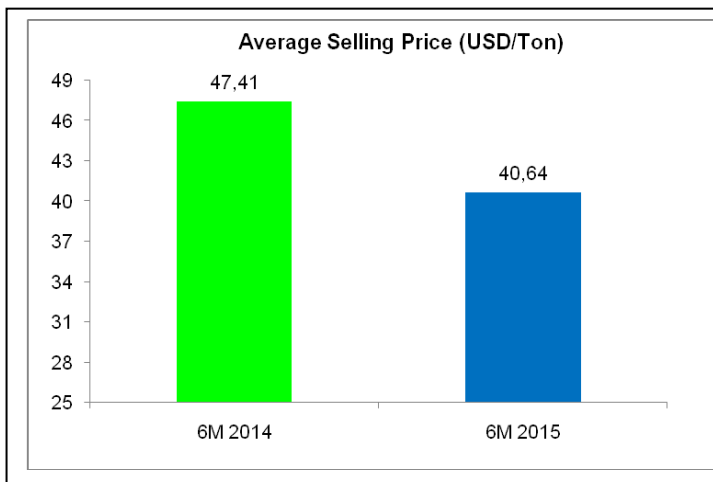
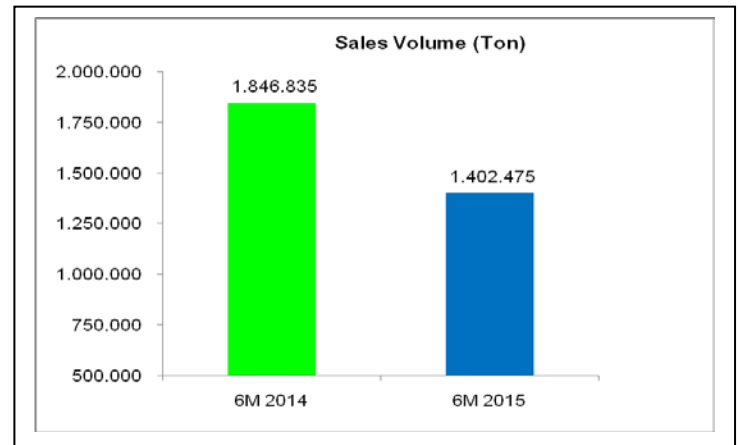
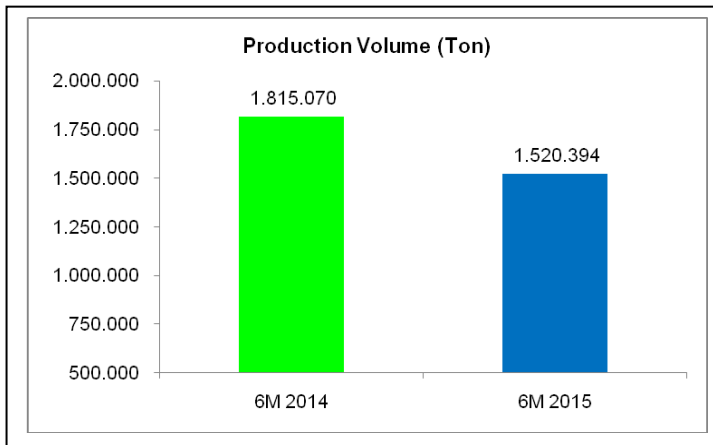
B. OPERATIONAL HIGHLIGHTS



*ASP restated to FOB Vessel



Year To Date:



Note : ASP 6M 2014 restated to FOB Vessel

Note: Cash Cost excludes depreciation, royalty, barging, and trans-shipment

C. PERFORMANCE SUMMARY

- PT Resource Alam posted net revenue of US\$ 24.36 million, in the 2nd Quarter 2015, 32% lower if compared to the same period last year (QonQ), this decline was mainly due to the continuing weak coal market
- As a result to the lower revenue, the Company's 2nd Quarter 2015 Gross Profit and Operating Profit were effectively lower at US\$ 6.24 million and US\$ 1.91 million correspondingly.
- For the 2nd Quarter 2015, the Company's Net Profit After Tax was posted at US\$ 1.85 million, slightly lower compared to the US\$ 1.99 million from the same period last year. However, the Net Margin, improved to 7.6% for 2nd Q 2015 from 5.5% for 2nd Q 2014. This was achieved from the continuous cost efficiencies.
- Production Volume between 2nd Quarter 2015 and 2nd Quarter 2014 (QonQ) declined by almost 10% to 815 thousand MT from previously 903 thousand. Consequently, Sales Volume also declined by 28.5% to 643 thousand MT.
- Average Selling Price (ASP) during the 2nd Quarter 2015 was US\$ 39.72 per MT or 20% lower if compared to the same period last year (QoQ).
- The Company's Net Profit After Tax year to date, 6M2015 was US\$ 3.27 million, about half if compared to the same period last year of US\$ 6.58 million. Net Margins were 6% and 8.6% respectively.

C. RINGKASAN KINERJA

- PT Resource Alam membukukan net penjualan sebesar US\$ 24,36 juta, atau 32% lebih rendah dibandingkan periode yang sama tahun lalu. Hal ini terutama dikarenakan masih lemahnya kondisi pasar batu bara
- Akibat penurunan Penjualan, Laba Kotor menjadi US\$ 6,24 juta dan Laba Usaha menjadi US\$ 1,91 juta.
- Untuk Kwartal ke 2 2015 Perusahaan mencatat Laba Bersih berjumlah US\$ 1,85 juta, sedikit lebih rendah dari laba bersih tahun sebelumnya yang tercatat US\$ 1,99 juta. Namun demikian, Margin Laba Bersih tercatat lebih baik menjadi 7,6% untuk Kwartal 2 2015 dari sebelumnya 5,5% pada Kwartal 2 2014. Peningkatan margin laba yang lebih baik ini, adalah dampak positive dari berbagai usaha efisiensi.
- Jumlah volume produksi di Kwartal 2 2015 berjumlah 815 ribu MT, 10% lebih rendah bila dibanding dengan 903 ribu MT pada tahun sebelumnya. Oleh karenanya, volume penjualan juga menurun 28,5% menjadi 643 ribu MT.
- Harga Jual Rata Rata (ASP) pada Kwartal 2 2015 tercatat US\$ 39,72 per MT, nilai ini adalah 20% lebih rendah bila dibandingkan dengan periode yang sama tahun sebelumnya.
- Laba bersih semester pertama tahun 2015 tercatat US\$ 3,27 juta, lebih rendah bila dibandingkan dengan laba tahun sebelumnya yang berjumlah US\$ 6,58 juta. Margin laba bersih tercatat 6% dan 8,6% untuk semester pertama 2015 dan 2014.