

Full Year 2021

PT. Resource Alam Indonesia Tbk (“Resource Alam” or “the Company”) is an Indonesian coal mining company. Resource Alam focuses on the production and sales of thermal coal through its wholly owned subsidiary PT. Insani Bara Perkasa (“IBP”). IBP holds and operates a 24,477 hectare, 3rd Generation Coal Contract of Work (CCOW) concession in East Kalimantan.

**Share Price Data:
(As of 31 December 2021)**

IDX :KKGJ
 Bloomberg :KKGJ.IJ
 Reuters :KKGJ.JK

Price:
Rp 264

52 Weeks Hi/Lo:
Rp. 448/228

Market Capitalization:
**Rp 1.32 trillion/
 US\$ 92.51 million**

Rp/US\$ (31 Dec 2021):
Rp 14,269

Board of Commissioners:

- **Hendro Martowardojo**
President Commissioner
- **Suparno Adijanto**
Commissioner
- **CH Lee**
Commissioner
- **Ge Luiyanto Yamin**
Commissioner
- **Suria M. Tjahaja**
Commissioner

Board of Directors:

- **Pintarso Adijanto**
President Director
- **Wimpy Salim**
Director
- **Agoes Soegiarto**
Director
- **Bambang Prijonohadi**
Director
- **Winanto**
Director

For information contact:
Agoes Soegiarto
 Director, Investor Relations

Email :
 investor.relations@raintbk.com
 Phone : (6221) 633 3036
 Fax : (6221) 6333802

Visit us at: www.raintbk.com

A. FINANCIAL HIGHLIGHTS

Financial (YTD)	FY2021 USD Million	FY2020 USD Million	Change (%)	4Q2021 USD Million	4Q2020 USD Million	Change (%)
Revenue	132.15	72.22	83.0	52.00	15.09	244.6
Gross Profit	41.06	7.34	459.4	23.33	2.33	901.3
Operating Profit	33.70	-0.93	3723.7	20.75	-8.88	333.7
Net Profit After Tax	23.00	-8.67	365.3	13.80	-0.53	2703.8
	FY2021	FY2020	Change (%)			
Total Asset	132.18	108.69	21.6			
Total Liability	33.26	24.44	36.1			
Equity	98.92	84.25	17.4			
Debt ¹	4.69	6.22	-24.6			
	FY2021	FY2020		4Q2021	4Q2020	
RATIOS						
Gross Margin	31.1%	10.2%		44.9%	15.4%	
Operating Margin	25.5%	-1.3%		39.9%	-58.9%	
NPAT Margin	17.4%	-12.0%		26.5%	-3.5%	
Return On Asset (ROA)	17.4%	-8.0%		-	-	
Return On Equity (ROE)	23.3%	-10.3%		-	-	
Debt to Equity	4.7%	7.4%		-	-	

Exchange rate USD/IDR: 31 Dec 2021 = 14,269; 31 Dec 2020 = 14,105 ; ¹Interest bearing liabilities only (e.g: vehicle leasing, etc.)

B. Performance Summary/Ringkasan Kinerja

FULL YEAR 2021

- PT Resource Alam Indonesia Tbk. (the Company) net revenue for the full year 2021 was US\$ 132.15 million, 83% higher compared to the previous year of US\$ 72.22 million. The significantly higher revenue was mainly due to the jump in coal prices, to US\$ 54.81 per metric tonne compared to US\$ 29.23 previously.

- Revenue contribution from Hydro Power and Nickel business were US\$ 2.14 million and US\$ 2.04 million respectively.

- The high coal prices were largely driven by the rapid economic recovery which has pushed energy demand much faster;

Domestically, the prolonged rainy season and limited availability of heavy equipment have all contributed to the tighter coal supply.

- In 2021, the Company's Production volume was 2.44 million tons and Sales volume was 2.49 million tons. Previously, Production volume was 2.86 million tons and Sales volume was 2.83 million tons .

The top three biggest sales markets were generated from India, Domestic and South Korea.

- In tandem to the higher Revenue, Gross Profit in 2021 jumped to US\$ 41.06 million from previously US\$ 7.34 million.
- Income from Operations posted in FY 2021 was US\$ 33.70 million, compared to the loss of US\$ 930,000 previously.
- All in all, the year 2021 was an extremely profitable year. The Company booked a Net Profit After Tax of US\$ 23.0 million an impressive improvement from a loss of US\$ 8.67 million.

TAHUN 2021

- PT Resource Alam Indonesia Tbk. (Perseroan) mencatat pendapatan bersih untuk tahun 2021 sebesar US\$ 132,15 juta, meningkat 83% dibandingkan tahun sebelumnya US\$ 72,22 juta. Peningkatan pendapatan yang signifikan ini terutama disebabkan oleh lonjakan harga batu bara, menjadi US\$ 54,81 per metrik ton dibandingkan sebelumnya US\$ 29,23.

- Kontribusi pendapatan dari bisnis Pembangkit Listrik tenaga air dan Nikel masing-masing sebesar US\$ 2,14 juta dan US\$ 2,04 juta.

- Tingginya harga batubara sebagian besar didorong oleh pemulihan pertumbuhan perekonomian dimana telah mendorong permintaan energy yang lebih pesat;

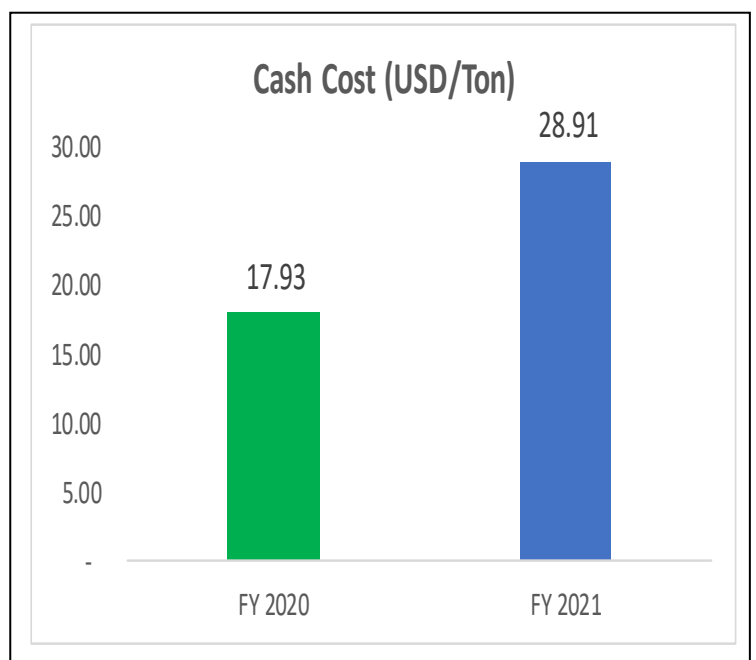
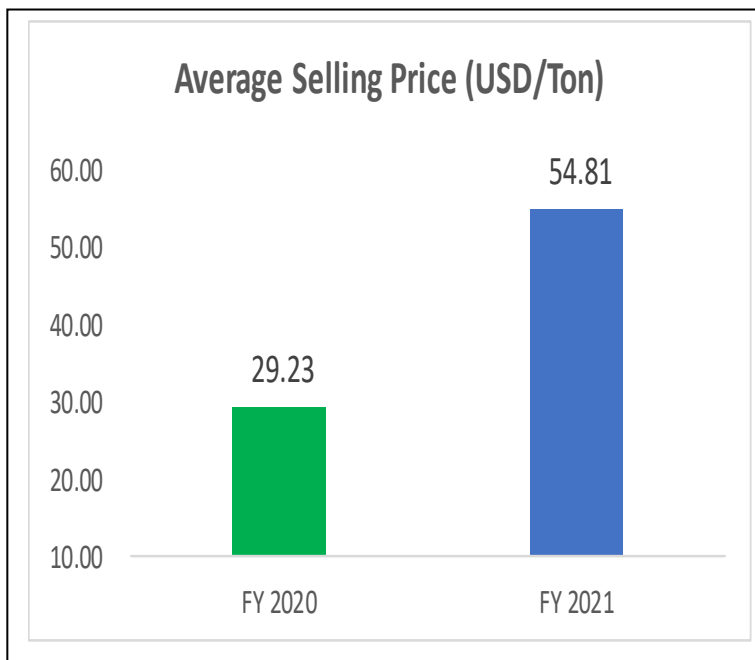
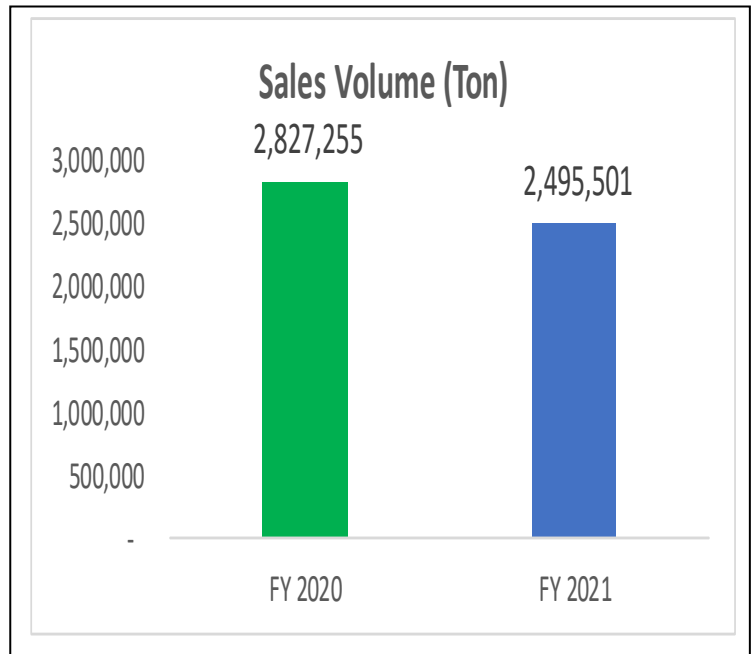
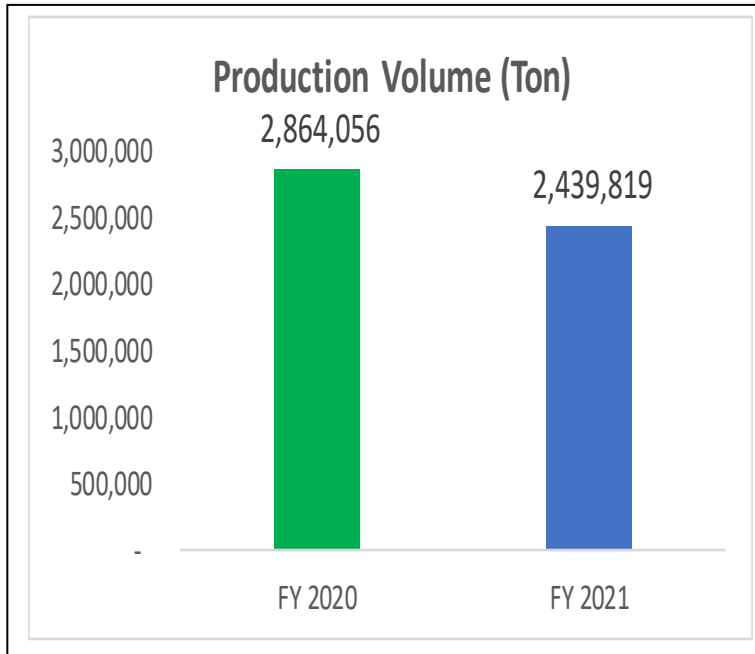
Didalam negeri, musim hujan yang berkepanjangan dan terbatasnya ketersediaan alat berat telah juga berkontribusi pada ketatnya pasokan batubara.

- Pada tahun 2021, Volume Produksi Perseroan sebesar 2,44 juta ton dan Volume Penjualan sebesar 2,49 juta ton. Pada tahun sebelumnya, volume Produksi sebesar 2,86 juta ton dan volume Penjualan sebesar 2,83 juta ton.

Sumber penjualan tiga terbesar berasal dari pasar India, Domesti dan Korea Selatan.

- Seiring dengan peningkatan pendapatan, Laba Kotor pada 2021 melonjak menjadi US\$ 41,06 juta dari sebelumnya US\$ 7,34 juta.
- Laba dari Operasi yang dibukukan pada tahun 2021 adalah US\$ 33,70 juta, dibandingkan dengan kerugian US\$ 930.000 sebelumnya.
- Secara keseluruhan, tahun 2021 adalah tahun yang sangat menguntungkan. Perseroan membukukan Laba Bersih Setelah Pajak sebesar US\$ 23,0 juta, peningkatan yang mengesankan dari kerugian sebesar US\$ 8,67 juta.

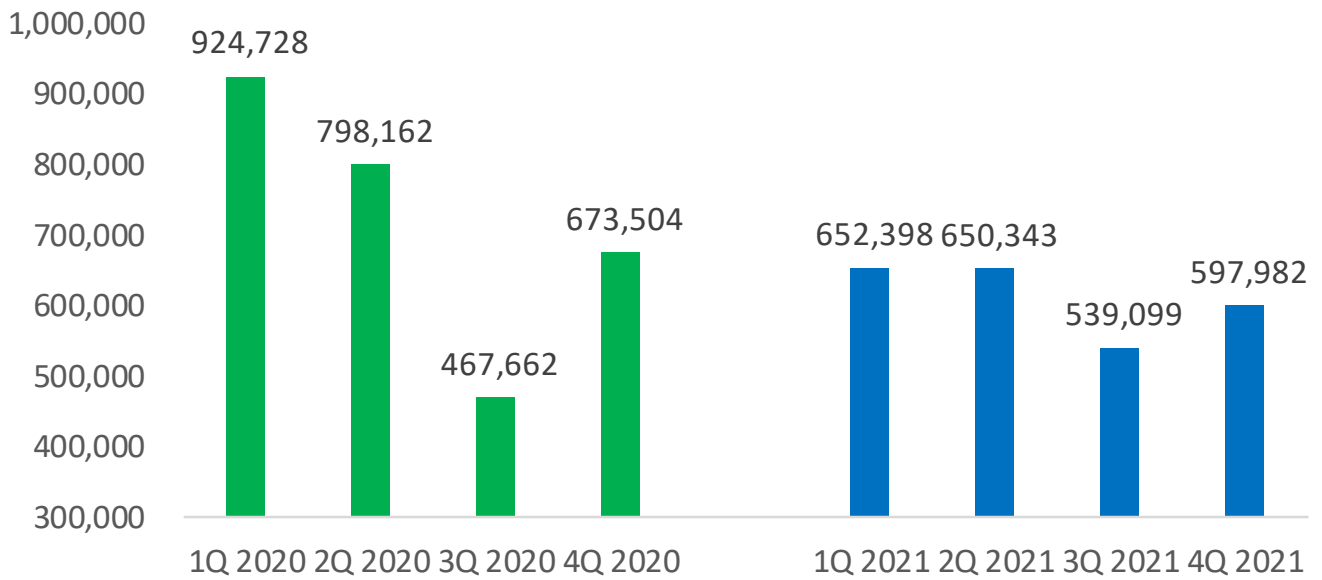
C. Operational Highlights



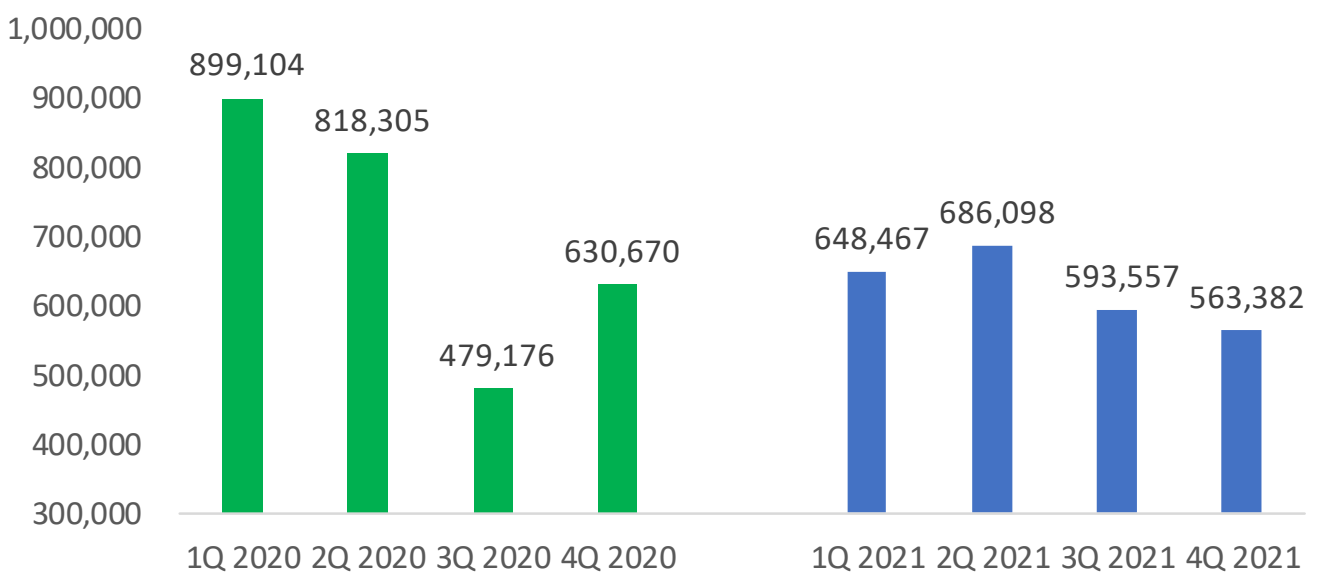
- Average Selling Price: FOB Vessel
- Cash Cost: excludes depreciation, royalty, barging & transshipment

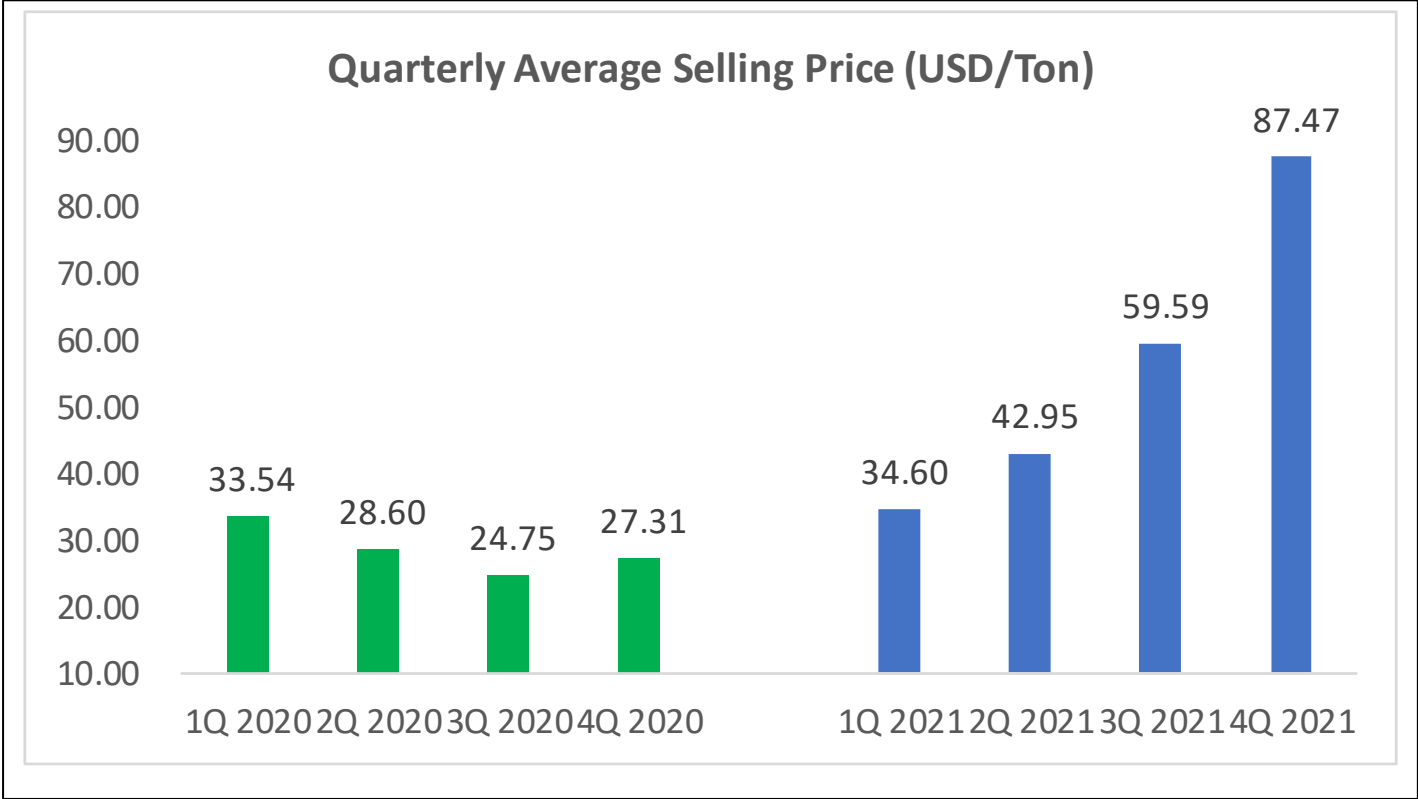


Quarterly Production Volume (Ton)

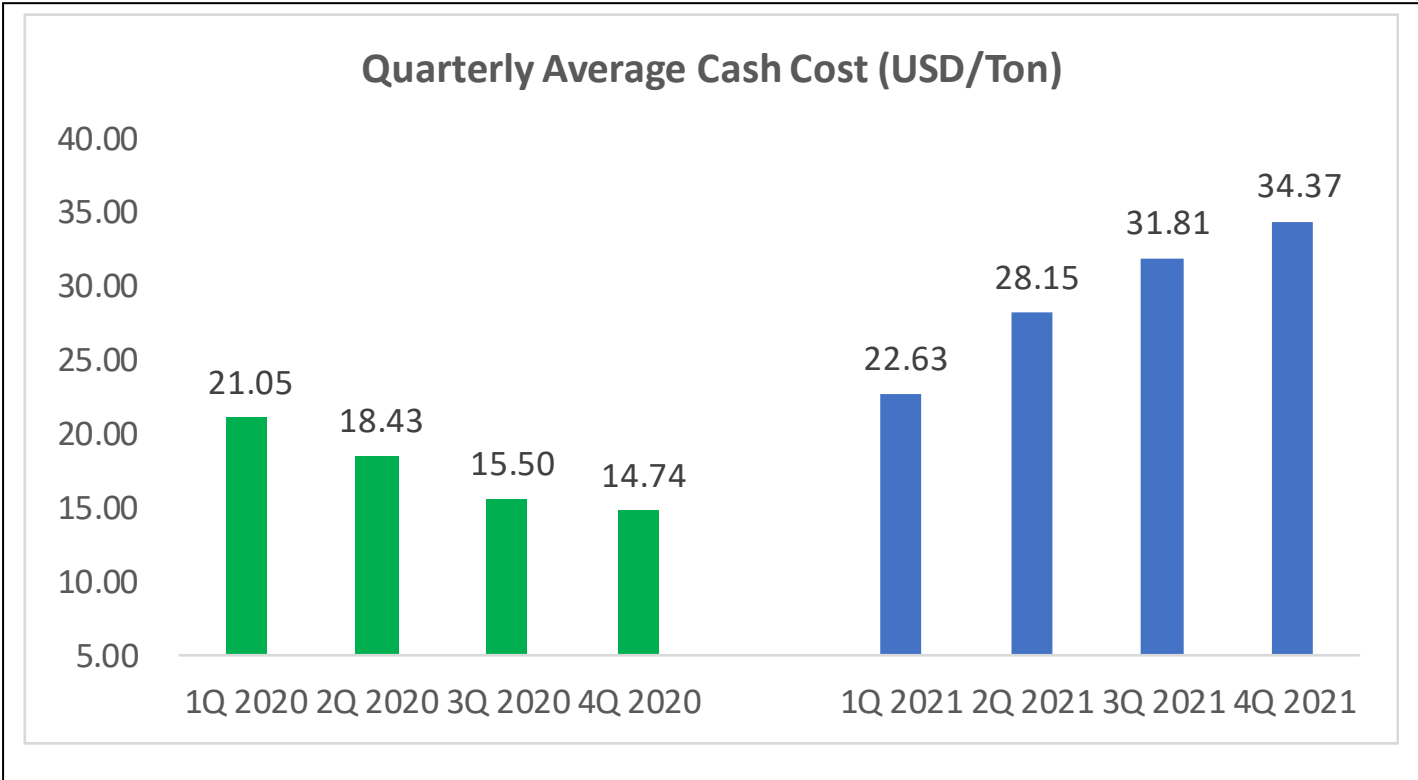


Quarterly Sales Volume (Ton)





- ASP : FOB Vessel



- Cash Cost: excludes depreciation, royalty, barging & transshipment